

Name: \_\_\_\_\_ Phone Number: \_\_\_\_\_ Acct. Number: \_\_\_\_\_  
 PO Number: \_\_\_\_\_ Address: \_\_\_\_\_ City: \_\_\_\_\_  
 State: \_\_\_\_\_ Zip Code: \_\_\_\_\_  
 Ship to: \_\_\_\_\_ Phone Number: \_\_\_\_\_  
 Address: \_\_\_\_\_ City: \_\_\_\_\_ State: \_\_\_\_\_ Zip Code: \_\_\_\_\_

## XLR 14 - SS | K0835

Captain Back Solid Seat  
 Group 2 Single Power Option  
 300lb Weight Capacity

DME providers are responsible for determining appropriate billing codes when submitting for insurance reimbursement. HCPCS codes should not be considered legal advice. All prices are MSRP. Prices subject to change without notice.



### BASE MODEL NON-EXPANDABLE CONTROLS

DESCRIPTION	PRICE	HCPCS CODE
<input type="checkbox"/> XLR14-SS	\$6295	K0835

### BASE COLOR KIT

DESCRIPTION	PRICE
<input type="checkbox"/> Burgundy	Included in Kit
<input type="checkbox"/> Blue	Included in Kit
<input type="checkbox"/> Pewter	Included in Kit
<input type="checkbox"/> Black	Included in Kit

*Kit includes four sets of fenders in each of the colors listed above at no extra cost. Please choose a color option you want installed.*

### BATTERY CHARGER

DESCRIPTION	PRICE
<input type="checkbox"/> 8 Amp Off-Board	Standard

### DRIVE WHEELS

DESCRIPTION	PRICE
<input type="checkbox"/> 14" Flat-Free, Pair	Standard
<input type="checkbox"/> 14" Pneumatic Tires Pair; Gray	\$199

### POWER TILT SEATING

*Both options are required on this model*

DESCRIPTION	PRICE	HCPCS CODE
<input type="checkbox"/> Shoprider Power Tilt (Required)	\$4998	E1002
<input type="checkbox"/> Power Tilt Seating Through VR2 6-Key (REQUIRED)	\$1899	E2310

*The power tilt system offer 50° of available tilt through the VR2 controller*

**Up to 50°**

DESCRIPTION	PRICE
<i>Single Actuator Function</i>	
<input type="checkbox"/> VR2 6-Key Joystick <sup>2</sup>	Standard
<sup>2</sup> Required for tilt function.	
<input type="checkbox"/> 60 Amp VR2 Power Module	Standard

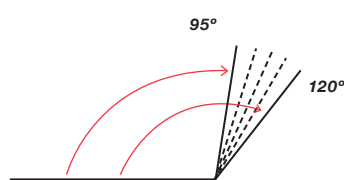
### JOYSTICK MOUNTING BRACKETS

DESCRIPTION	PRICE	HCPCS CODE
<input type="checkbox"/> Fixed, Inline	Standard	
<input type="checkbox"/> Left		
<input type="checkbox"/> Right		
<input type="checkbox"/> Swing-Away	\$235	E1028
<input type="checkbox"/> Left		
<input type="checkbox"/> Right		

### SEAT OPTIONS

DESCRIPTION	WEIGHT	Seat Color	PRICE
<i>Captain Back w/ Solid Seat Pan</i>			Standard
<input type="checkbox"/> SP161618RG - 16"W x 16"D <sup>3</sup>	250lb max	Gray	
<input type="checkbox"/> SP181821RG - 18"W x 18"D	300lb max	Gray	
<input type="checkbox"/> SP202023RG - 20"W x 20"D	300lb max	Gray	
<input type="checkbox"/> SP181821RB - 18"W x 18"D	300lb max	Black	
<input type="checkbox"/> SP202023RB - 20"W x 20"D	300lb max	Black	

*Solid seats have a manual recline range from approximately 95° to 120° as illustrated below*



# XLR 14 - SS | K0835

Captain Back Solid Seat  
Group 2 Single Power Option  
300lb Weight Capacity

For easy ordering and information, please contact Customer Care Toll Free at 1(800) 743-0772 Fax: 1(877) 797-7081 or Email to quotes@shoprider.com

DME providers are responsible for determining appropriate billing codes when submitting for insurance reimbursement. HCPCS codes should not be considered legal advice. All prices are MSRP.

## ARMRESTS BATTERIES

DESCRIPTION	PRICE
<input type="checkbox"/> Flip Back, Height Adjustable	No Charge

DESCRIPTION	PRICE	HCPCS CODE
<input type="checkbox"/> No Batteries	No Charge	
<input type="checkbox"/> Group 34, 60 Amp Batteries <sup>9</sup>	\$305 ea	E2359
<input type="checkbox"/> Group 24, 75 Amp Batteries <sup>9</sup>	\$385 ea	E2363





<sup>9</sup> MK is currently the exclusive battery offered for the XLR14. Two Batteries are required for this model, all options have inset battery terminals

## LAPBELTS PROGRAMMER

DESCRIPTION	PRICE
<input type="checkbox"/> 48" Lap Belt	Standard
<input type="checkbox"/> 66" Lap Belt	\$40

DESCRIPTION	PRICE
<input type="checkbox"/> PP1 Programmer	\$780

## NON-POWERED FRONT RIGGINGS SEAT-TO-SPEC\*

DESCRIPTION	PRICE	
<input type="checkbox"/> Seat Mounted Foot Platform (8 1/2" - 15 1/2") of adjustment <sup>5</sup>	Standard	
<input type="checkbox"/> No Foot Platform	No Charge	
<input type="checkbox"/> Swing Away Foot Rests Pair; (14" - 16 1/2") of adjustment <sup>6</sup>	\$180	
<input type="checkbox"/> Swing Away Elevating Leg Rests Pair; (15" - 18") of adjustment <sup>7</sup>	\$180	
<input type="checkbox"/> Residual Limb Support	\$340 ea	

**Rigging Selections:**

Limb Supports Side<sup>8</sup>

Left  Right

**Please Supply Client Information:**

Client Height: \_\_\_\_\_

Client Weight: \_\_\_\_\_

Seat to Floor Height (Check one below)

Seating System	Seat to Floor Heights*	
Pan Seating	18 1/2" min	21" max

- |                                  |                                  |
|----------------------------------|----------------------------------|
| <input type="checkbox"/> 18 1/2" | <input type="checkbox"/> 20"     |
| <input type="checkbox"/> 19"     | <input type="checkbox"/> 20 1/2" |
| <input type="checkbox"/> 19 1/2" | <input type="checkbox"/> 21"     |

Seat to floor height is adjustable from 18 1/2" to 21" in 1/2" increments.

\* While every effort will be taken to ensure STFH dimensions will be preset to your specifications prior to shipping, variations in options may affect final settings.



STFH is measured from top of seat pan to floor.

**Note:** This does not account for seat cushion height.